

# Geomechanics Module

User's Guide

# Geomechanics Module User's Guide

© 1998–2019 COMSOL

Protected by patents listed on [www.comsol.com/patents](http://www.comsol.com/patents), and U.S. Patents 7,519,518; 7,596,474; 7,623,991; 8,457,932; 8,954,302; 9,098,106; 9,146,652; 9,323,503; 9,372,673; 9,454,625; and 10,019,544. Patents pending.

This Documentation and the Programs described herein are furnished under the COMSOL Software License Agreement ([www.comsol.com/comsol-license-agreement](http://www.comsol.com/comsol-license-agreement)) and may be used or copied only under the terms of the license agreement.

COMSOL, the COMSOL logo, COMSOL Multiphysics, COMSOL Desktop, COMSOL Compiler, COMSOL Server, and LiveLink are either registered trademarks or trademarks of COMSOL AB. All other trademarks are the property of their respective owners, and COMSOL AB and its subsidiaries and products are not affiliated with, endorsed by, sponsored by, or supported by those trademark owners. For a list of such trademark owners, see [www.comsol.com/trademarks](http://www.comsol.com/trademarks).

Version: COMSOL 5.5

## Contact Information

Visit the Contact COMSOL page at [www.comsol.com/contact](http://www.comsol.com/contact) to submit general inquiries, contact Technical Support, or search for an address and phone number. You can also visit the Worldwide Sales Offices page at [www.comsol.com/contact/offices](http://www.comsol.com/contact/offices) for address and contact information.

If you need to contact Support, an online request form is located at the COMSOL Access page at [www.comsol.com/support/case](http://www.comsol.com/support/case). Other useful links include:

- Support Center: [www.comsol.com/support](http://www.comsol.com/support)
- Product Download: [www.comsol.com/product-download](http://www.comsol.com/product-download)
- Product Updates: [www.comsol.com/support/updates](http://www.comsol.com/support/updates)
- COMSOL Blog: [www.comsol.com/blogs](http://www.comsol.com/blogs)
- Discussion Forum: [www.comsol.com/community](http://www.comsol.com/community)
- Events: [www.comsol.com/events](http://www.comsol.com/events)
- COMSOL Video Gallery: [www.comsol.com/video](http://www.comsol.com/video)
- Support Knowledge Base: [www.comsol.com/support/knowledgebase](http://www.comsol.com/support/knowledgebase)

Part number: CM021801

# The Geomechanics Module

The Geomechanics Module is an optional package that extends the Structural Mechanics Module to the quantitative investigation of geotechnical processes. It is designed for researchers, engineers, developers, teachers, and students, and suits both single-physics and interdisciplinary studies within geomechanics and soil mechanics.

The module includes an extensive set of material models, including:

- Material models for soil mechanics, such as the Drucker-Prager and Mohr-Coulomb yield criteria, the Modified Cam-Clay model, and the Hardening Soil model.
- User-defined plasticity, flow rule and hardening models.
- Concrete models, like Bresler-Pister and Ottosen.
- Brittle damage models.
- Rock models, like Hoek-Brown.
- Creep models.
- Predefined and user-defined nonlinear elastic materials: Ramberg-Osgood, Hardin-Drnevich, Duncan-Chang, and others.

These material models can also couple to any new equations created, and to physics interfaces (for example, heat transfer, fluid flow, and solute transport in porous media) already built into COMSOL Multiphysics and its other specialized modules.

## ACCESSING THE GEOMECHANICS MODULE DOCUMENTATION


Because this is an add-on module requiring the Structural Mechanics Module, the feature information, including theory and modeling details, is included in the *Structural Mechanics Module User's Guide*.

When you install COMSOL Multiphysics, the documentation sets are installed in several locations, both on your computer and most easily accessible while you are working in COMSOL Multiphysics. The next section details where to access it.

## ACCESSING COMSOL DOCUMENTATION AND APPLICATION LIBRARIES

A number of internet resources have more information about COMSOL, including licensing and technical information. The electronic documentation, topic-based (or


context-based) help, and the application libraries are all accessed through the COMSOL Desktop.




	If you are reading the documentation as a PDF file on your computer, the <a href="#">blue links</a> do not work to open an application or content referenced in a different guide. However, if you are using the Help system in COMSOL Multiphysics, these links work to open other modules, application examples, and documentation sets.
---	--


**THE DOCUMENTATION AND ONLINE HELP**

The *COMSOL Multiphysics Reference Manual* describes the core physics interfaces and functionality included with the COMSOL Multiphysics license. This book also has instructions about how to use COMSOL Multiphysics and how to access the electronic Documentation and Help content.


*Opening Topic-Based Help*


The Help window is useful as it is connected to the features in the COMSOL Desktop. To learn more about a node in the Model Builder, or a window on the Desktop, click to highlight a node or window, then press F1 to open the Help window, which then displays information about that feature (or click a node in the Model Builder followed by the **Help** button (  ). This is called *topic-based* (or *context*) *help*.

	<p>To open the <b>Help</b> window:</p> <ul style="list-style-type: none"><li>• In the <b>Model Builder</b>, <b>Application Builder</b>, or <b>Physics Builder</b> click a node or window and then press F1.</li><li>• On any toolbar (for example, <b>Home</b>, <b>Definitions</b>, or <b>Geometry</b>), hover the mouse over a button (for example, <b>Add Physics</b> or <b>Build All</b>) and then press F1.</li><li>• From the <b>File</b> menu, click <b>Help</b> (  ).</li><li>• In the upper-right corner of the COMSOL Desktop, click the <b>Help</b> (  ) button.</li></ul>
---	--

<div data-bbox="299 230 351 279">Mac</div> <div data-bbox="299 314 351 352">Linux</div>	<p>To open the <b>Help</b> window:</p> <ul style="list-style-type: none"> <li>• In the <b>Model Builder</b> or <b>Physics Builder</b> click a node or window and then press F1.</li> <li>• On the main toolbar, click the <b>Help</b> (  ) button.</li> <li>• From the main menu, select <b>Help&gt;Help</b>.</li> </ul>
---	---

*Opening the Documentation Window*

<div data-bbox="299 557 351 595">Win</div>	<p>To open the <b>Documentation</b> window:</p> <ul style="list-style-type: none"> <li>• Press Ctrl+F1.</li> <li>• From the <b>File</b> menu select <b>Help&gt;Documentation</b> (  ).</li> </ul>
--	--

<div data-bbox="299 730 351 769">Mac</div> <div data-bbox="299 803 351 841">Linux</div>	<p>To open the <b>Documentation</b> window:</p> <ul style="list-style-type: none"> <li>• Press Ctrl+F1.</li> <li>• On the main toolbar, click the <b>Documentation</b> (  ) button.</li> <li>• From the main menu, select <b>Help&gt;Documentation</b>.</li> </ul>
---	---

**THE APPLICATION LIBRARIES WINDOW**







Each model or application includes documentation with the theoretical background and step-by-step instructions to create a model or application. The models and applications are available in COMSOL Multiphysics as MPH files that you can open for further investigation. You can use the step-by-step instructions and the actual models as templates for your own modeling. In most models, SI units are used to describe the relevant properties, parameters, and dimensions, but other unit systems are available.

Once the Application Libraries window is opened, you can search by name or browse under a module folder name. Click to view a summary of the model or application and its properties, including options to open it or its associated PDF document.

<div data-bbox="299 1385 351 1423"></div>	<p><a href="#">The Application Libraries Window</a> in the <i>COMSOL Multiphysics Reference Manual</i>.</p>
--	---

### Opening the Application Libraries Window

To open the **Application Libraries** window (  ):

	<ul style="list-style-type: none"><li>• From the <b>Home</b> toolbar, <b>Windows</b> menu, click (  ) <b>Applications Libraries</b>.</li><li>• From the <b>File</b> menu select <b>Application Libraries</b>.</li></ul> <p>To include the latest versions of model examples, from the <b>File&gt;Help</b> menu, select (  ) <b>Update COMSOL Application Library</b>.</p>
	<p>Select <b>Application Libraries</b> from the main <b>File&gt;</b> or <b>Windows&gt;</b> menus.</p> <p>To include the latest versions of model examples, from the <b>Help</b> menu select (  ) <b>Update COMSOL Application Library</b>.</p>
	

### CONTACTING COMSOL BY EMAIL

For general product information, contact COMSOL at [info@comsol.com](mailto:info@comsol.com).

### COMSOL ACCESS AND TECHNICAL SUPPORT

To receive technical support from COMSOL for the COMSOL products, please contact your local COMSOL representative or send your questions to [support@comsol.com](mailto:support@comsol.com). An automatic notification and a case number are sent to you by email. You can also access technical support, software updates, license information, and other resources by registering for a COMSOL Access account.

## COMSOL ONLINE RESOURCES

COMSOL website	<a href="http://www.comsol.com">www.comsol.com</a>
Contact COMSOL	<a href="http://www.comsol.com/contact">www.comsol.com/contact</a>
COMSOL Access	<a href="http://www.comsol.com/access">www.comsol.com/access</a>
Support Center	<a href="http://www.comsol.com/support">www.comsol.com/support</a>
Product Download	<a href="http://www.comsol.com/product-download">www.comsol.com/product-download</a>
Product Updates	<a href="http://www.comsol.com/support/updates">www.comsol.com/support/updates</a>
COMSOL Blog	<a href="http://www.comsol.com/blogs">www.comsol.com/blogs</a>
Discussion Forum	<a href="http://www.comsol.com/community">www.comsol.com/community</a>
Events	<a href="http://www.comsol.com/events">www.comsol.com/events</a>
COMSOL Video Gallery	<a href="http://www.comsol.com/video">www.comsol.com/video</a>
Support Knowledge Base	<a href="http://www.comsol.com/support/knowledgebase">www.comsol.com/support/knowledgebase</a>

